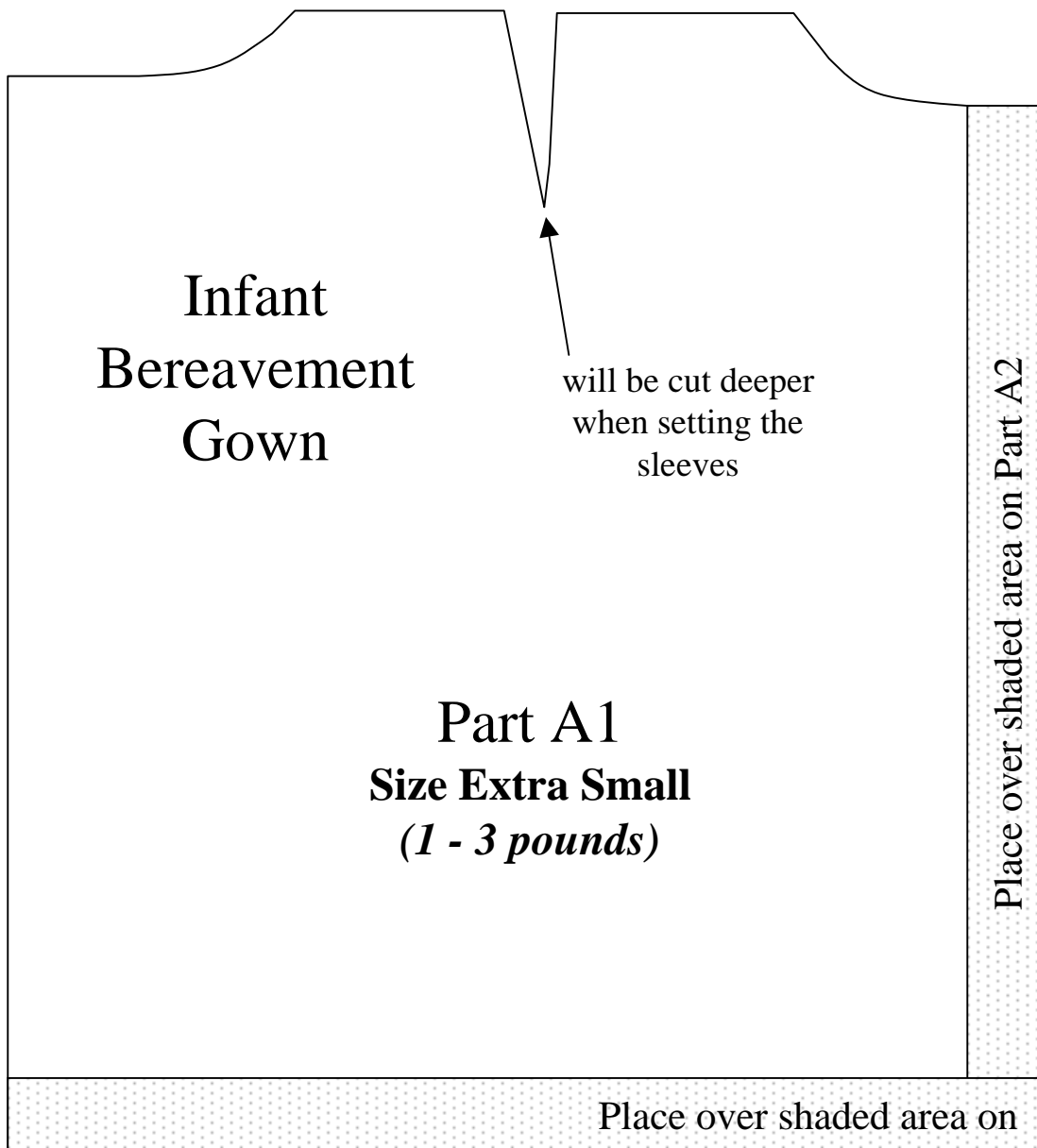
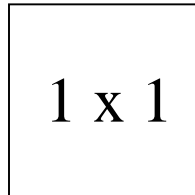
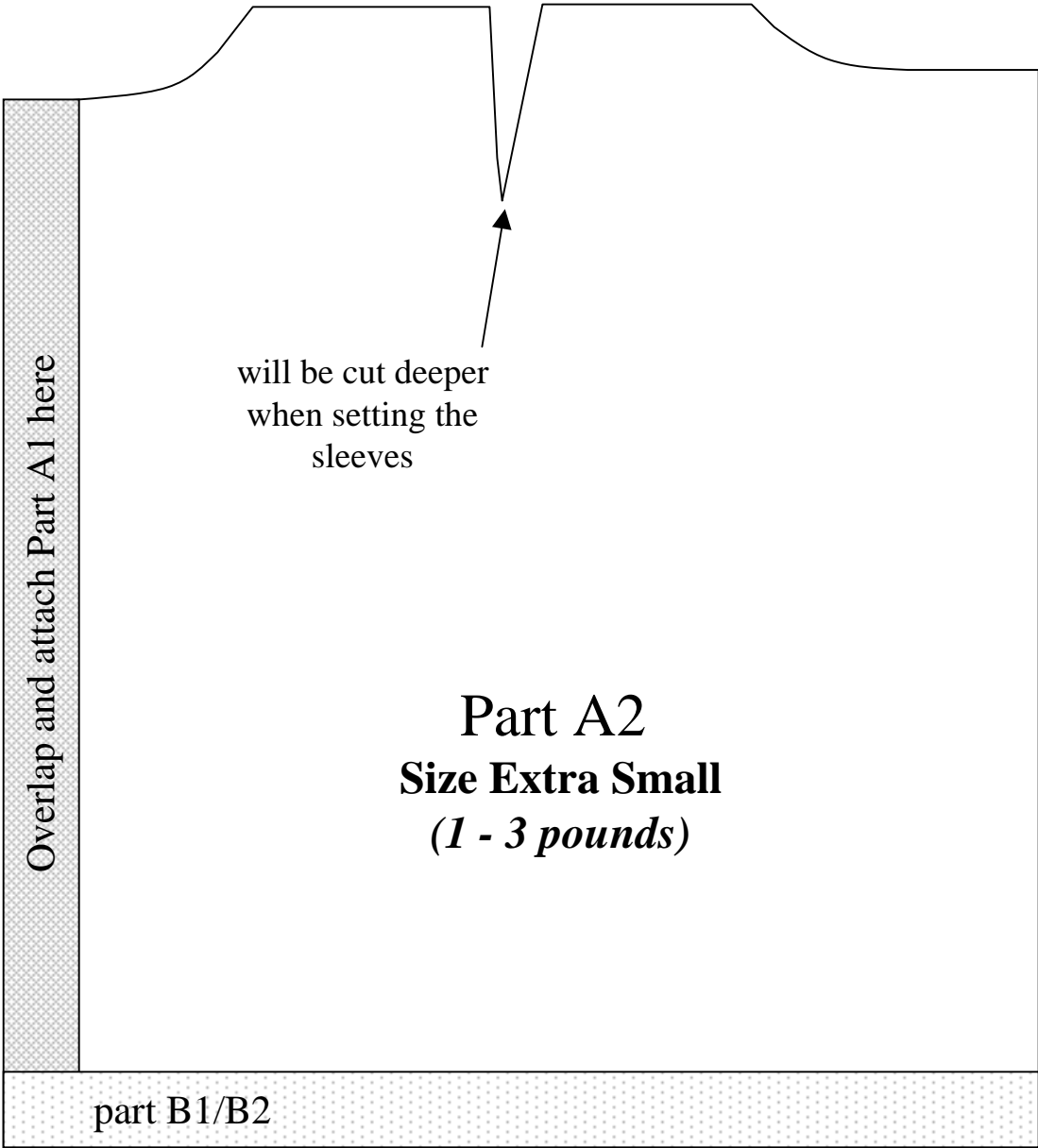


Important note:

The patterns/templates are designed to be printed at 100%. Before printing, make sure that page scaling is set to none in Adobe Acrobat print window. To be sure that your patterns/templates printed at the correct size, measure the box on the printed pattern page. It should measure 1 inch by 1 inch.



1 x 1



1 x 1

Overlap and attach

Part B1
Size Extra Small
(1 - 3 pounds)

Place over shaded area on Part B2

1 x 1

part A1/A2 here

Overlap and attach Part B1 here

Part B2
Size Extra Small
(1 - 3 pounds)

1 x 1

Infant
Bereavement
Gown

Sleeves
(cut 2)

Size Extra Small
(1 - 3 pounds)

1 x 1

Infant
Bereavement
Gown

will be cut deeper
when setting the
sleeves

Part A1
Size Small
(3 pounds - newborn)

Place over shaded area on Part A2

Place over shaded area on

1 x 1

will be cut deeper
when setting the
sleeves

Overlap and attach Part A1 here

Part A2
Size Small
(3 pounds - newborn)

part B1/B2

1 x 1

Overlap and attach

Part B1
Size Small
(3 pounds - newborn)

Place over shaded area on Part B2

1 x 1

part A1/A2 here

Overlap and attach Part B1 here

Part B2
Size Small
(3 pounds - newborn)

1 x 1

Infant
Bereavement
Gown

Sleeves
(cut 2)

Size Small
(3 pounds - newborn)